




Internal Nipple Wrench


- CAM Type
- Removes or inserts
- Heat treated
- Cadmium plated



PART NUMBER	NIPPLE SIZE
4531	1/2"
4532	3/4"
4533	1"

Thread & Nipple Internal Key

- Unlocks any thread or nipple
- Excellent for chrome work
- Precision machined and hardened
- Loosens and tightens
- Designed to grip internally
- Removes broken nipple threads from fittings




PART NUMBER	SIZES
4511	1/2" IPS
4512	3/4" IPS
4513	1" IPS

Price Pfister® Special Shower Valve Socket Wrench

Fits both bonnet and packing nuts on Price-Pfister® Shower Valve Stems.

- Fits 31/32" stem bonnet nuts
- Fits 27/32" stem packing nuts
- 50% longer than regular shower valve wrenches
- Overall length allows socket to reach well into tile covered walls



PART NUMBER
5310

Import Shower Valve Socket Set

- High quality steel



PART NUMBER	DESCRIPTION
5300	Complete Set